

HKU PRE-STARTUP CONNECTOR

ALL YOU NEED TO KNOW
AS A STUDENT EXHIBITOR



Table Of Content



Event Format

Virtual Connection



Event Date & Time

11 April 2023
5 pm - 7 pm



Your Role & Tasks

BEFORE the LIVE Day, &
ON the LIVE Day

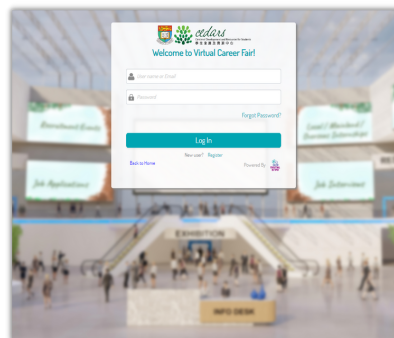
Format

- The Pre-Startup Connector will be held in **Virtual Format** via our **Virtual Fair Platform**.

<https://campusrecruitmentwebinar.cedars.hku.hk>

You may have known it if you had joined the previous Virtual Career Fair/ Startup Job Fair held by CEDARS

- **Student Exhibitors** will set up their **Virtual Booth** with their **Startup idea presentation**, and/or any correlated materials that you would like to let visitors know more about your idea.
- **Visitors** who are interested in your idea can send messages to the Exhibitors in the chatroom to initiate **instant communication**.



Timeline

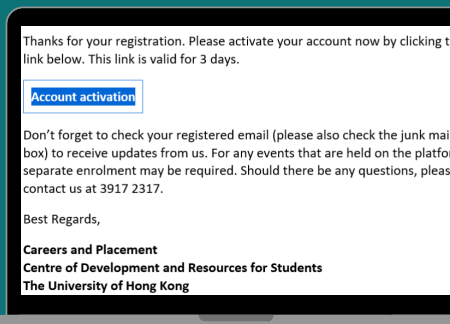


STEP 1 BEFORE LIVE DAY

Exhibitors' Account Activation

Proposed Date:
3 Apr 2023

- On the proposed date, you will receive an Account Activation email sent from campusrecruitment@cedars.hku.hk
- Activate your account by following the instructions at the page before the link expired.



STEP 2 BEFORE LIVE DAY

Account Management & Booth Decoration

Proposed Date:
3 - 10 Apr 2023

Get Ready for your Virtual Booth:

Virtual Booth Decoration

Startup Profile

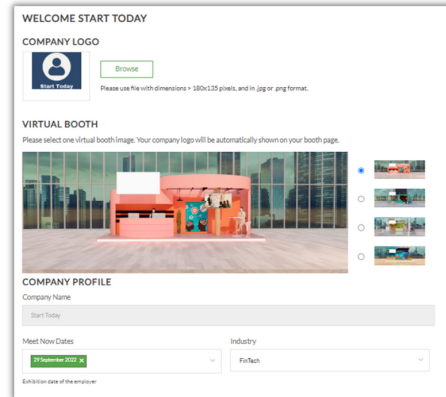
Post & Manage Jobs

Virtual Booth Decoration & Startup Profile



1. Login to the platform and click on the icon at top right corner.
2. Click on "Company Profile".

3. Decorate your Virtual Booth, and input other information to complete the profile setting.



4. Click on **Update** to save.

✓ Records have been updated successfully

A detailed screenshot of the 'COMPANY PROFILE' form. It includes a 'Company Name' field with 'Start Today', 'Meet Now Dates' set to '29 September 2022', and 'Exhibition date of the employer' set to '29 September 2022'. The 'Industry' dropdown menu is open, showing options: 'FinTech', '- Please Select -', 'Advertising, Content / Media', 'B2B Tech' (highlighted), 'BioTech / MedTech', 'Big Data', 'eCommerce / Market place', and 'FinTech'. The 'Name' and 'Description' fields are empty. Below the description field is a rich text editor with a toolbar and the text: 'Just to connect with the exercise hotspots and sports coaches nearby at your fingertips, at any time. No more excuses for not moving!'. At the bottom, there is a 'My presentation:' section with the text: 'The aim of my startup idea is to encourage people to start working out in their daily lives. I would like to create an app that brings convenience for people to get access to a nearby location that is suitable for working out and coaches who are available in real-time.'


POINT TO NOTE

SHOWCASE your Startup Idea in the description box, this is **CRUCIAL** for visitors to learn about your idea!

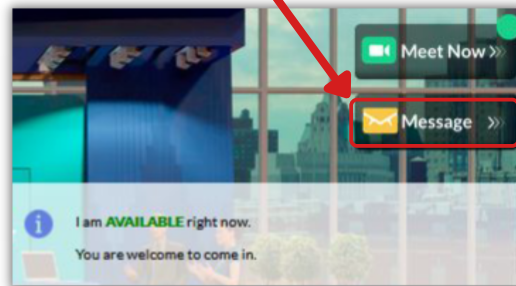
But bear in mind to keep it **reserved** yet **presentable**, in order to protect your business concepts and thoughts. Please consider carefully what information and contents you would like to disclose.

Preview your virtual booth

Preview your virtual booth by clicking "View Company Profile" from the left menu



*When previewing your own booth, you will not see the "Message" button. Don't worry, visitors can still see it as the picture below.



Post & Manage Jobs

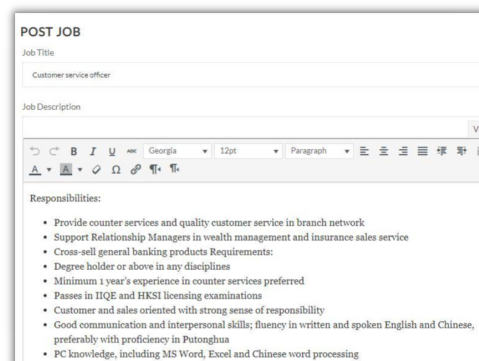
You can also "Post Jobs" to recruit a specific role that your potential Startup required, e.g. programmer, designer, etc.

1. Click on "Post a New Job" button on the top right menu

2. Input the job information.

3. Choose the preferred application method:

- *via the platform*
- *via external link*
- *via email*



A screenshot of a 'POST JOB' form. The 'Job Title' field contains 'Customer service officer'. The 'Job Description' field contains a rich text editor with a toolbar and the following text: 'Responsibilities: Provide counter services and quality customer service in branch network; Support Relationship Managers in wealth management and insurance sales service; Cross-sell general banking products Requirements: Degree holder or above in any disciplines; Minimum 1 year's experience in counter services preferred; Passes in IIQE and HKSI licensing examinations; Customer and sales oriented with strong sense of responsibility; Good communication and interpersonal skills; fluency in written and spoken English and Chinese, preferably with proficiency in Putonghua; PC knowledge, including MS Word, Excel and Chinese word processing'.

Post Job



Created Successfully



CLICK HERE



to have a glance at
how your booth could look like

STEP 3 ON LIVE DAY

**Instant Connection
with Future
Teammates**

Proposed Date & Time:
11 Apr 2023, 5 pm - 7 pm

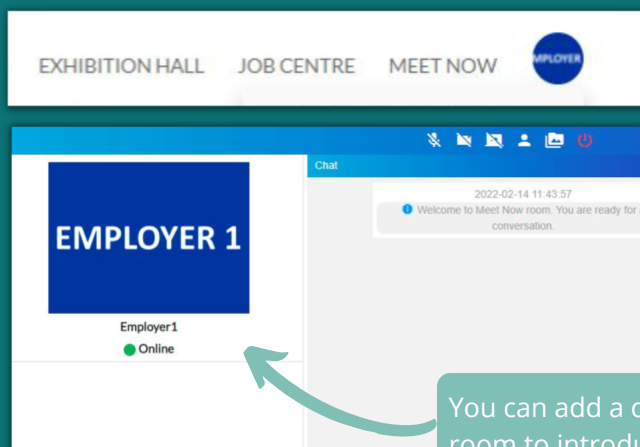
STANDBY IN YOUR BOOTH!

- You **MUST** be staying **ONLINE** during the time and wait for the visitors to initiate a live chat with you.

**MEETNOW
(Live Chat)**

INSTANT 1-1 COMMUNICATION BETWEEN EXHIBITOR & VISITOR

MEETNOW (Live Chat)



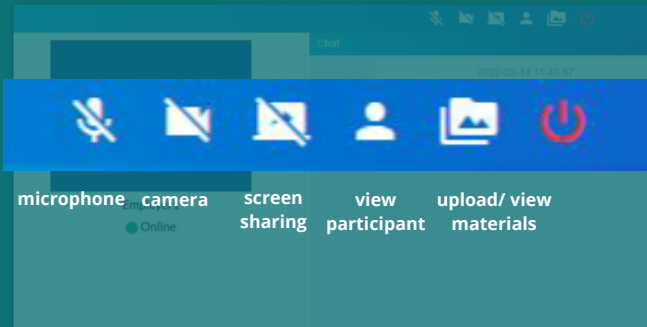
1. Click "Meet Now" on the top menu.

2. After entering the chatroom, you're all set and just standby and wait for any online call (video, voice, or text).

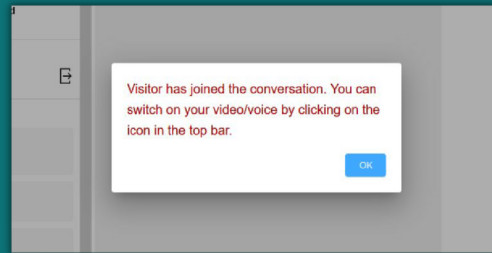
You can add a description in your MeetNow room to introduce your Company/ the job!

MEETNOW (Live Chat)

Default Mode: **MUTED**
Turn on/off from the top bar



*You will get a notification when a visitor enters your room.
TURN ON the audio of your device for receiving a notification sound.



ENQUIRY

EMAIL US

CEDARS-HOUSE@cedars.hku.hk

CALL US

3917 2317

HKU Pre-Startup Connector:

<https://www.cedars-cp.hku.hk/psc>