



香港大學
THE UNIVERSITY OF HONG KONG



THE UNIVERSITY OF HONG KONG

GRADUATE EMPLOYMENT SURVEY 2022

SURVEY SUMMARY (BACHELOR'S DEGREES)

OVERVIEW



FULL Employment

for the 17th consecutive year

Employment Rate

98.9%*

** Ratio of number of employed graduates to total number of graduates who are employed or unemployed*

Employment Sector

Education

2.2

pp#

Commerce &
Industry

2.0

pp#

Abbreviation of percentage point

Monthly Gross Salary

Average

+6.9%

Median

+9.9%

By Employment Sector

Commerce &
Industry

+9.8%

Community, Social &
Personal Services

+8.0%

Methodology & Employment Situation

Survey Methodology

Online questionnaires

Target population: **3,756** full-time graduates

Number of respondents: **3,281**

Response Rate

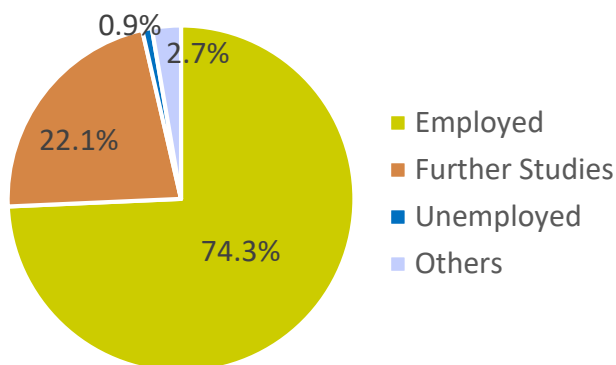
87.4%

Employment Situation

Graduates being employed increased from 73.1% in 2021 to **74.3%** this year (+1.2 pp).

Those pursuing further studies increased slightly from 21.4% in 2021 to **22.1%** (+0.7 pp).

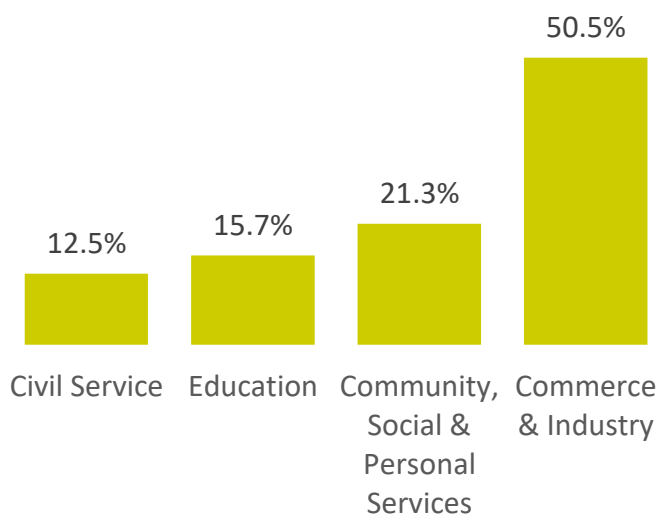
Graduates returning to home country or not seeking for employment in Hong Kong decreased from 4.5% in 2021 to **2.7%** (-1.8 pp).



Employment Sector

Commerce & Industry was the largest employment sector, although its weight declined from 52.5% in 2021 to **50.5%** (-2.0 pp).

Education increased from 13.5% in 2021 to **15.7%** this year (+2.2 pp).



Monthly Gross Salary

Average

HK\$30,919 [+6.9%]

Median

HK\$25,000 [+9.9%]

By Employment Sector

Civil Service

HK\$39,547 [+1.1%]

Community, Social & Personal Services

HK\$38,421 [+8.0%]

Education

HK\$26,266 [+6.9%]

Commerce & Industry

HK\$27,265 [+9.8%]

Highest Salary Increase by Employment Industry in Commerce & Industry

Manufacturing

HK\$22,137 [+22.6%]

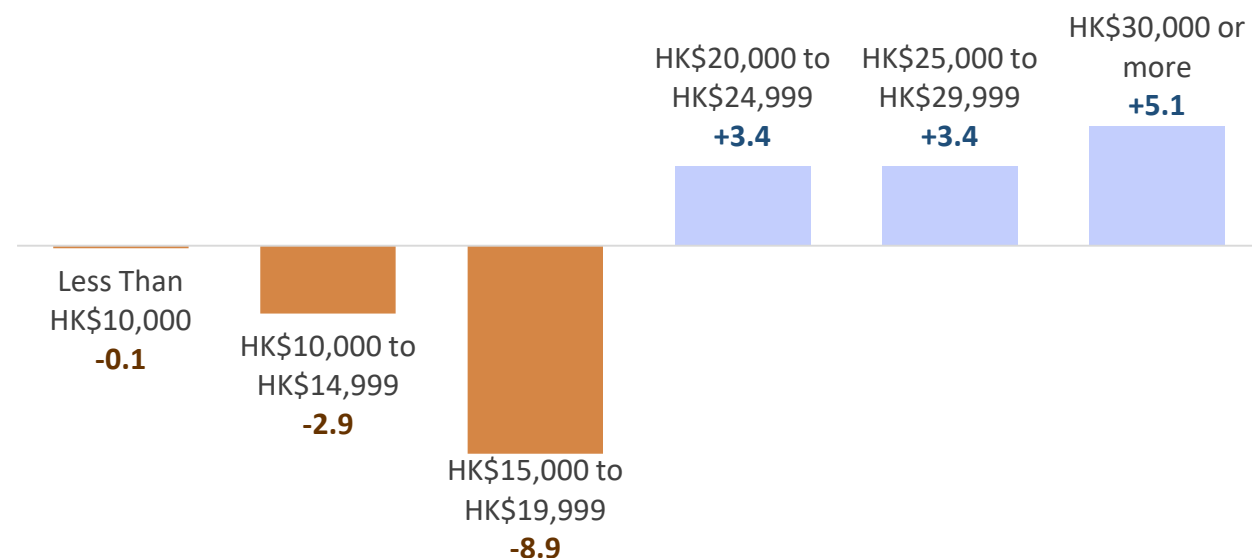
Electricity, Gas & Water

HK\$25,242 [+17.8%]

Insurance

HK\$25,133 [+15.0%]

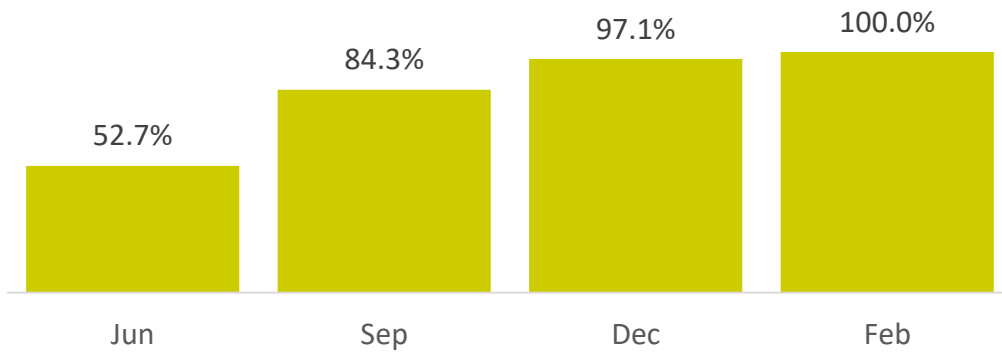
By Income Group (change of percentage point)



Job Offer & Job Satisfaction

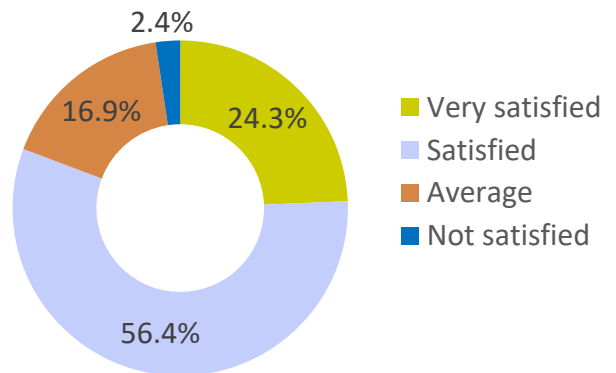
Time to Receive First Job Offer

97.1% of graduates secured their first job offer before end of December.



Job Satisfaction

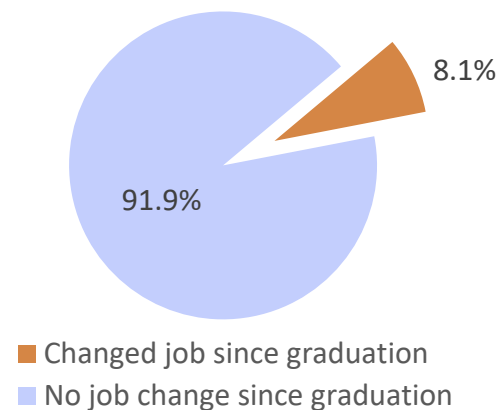
80.7% of graduates were either satisfied or very satisfied with their jobs.



Job Change

The majority of graduates (91.9%) did not change job since graduation.

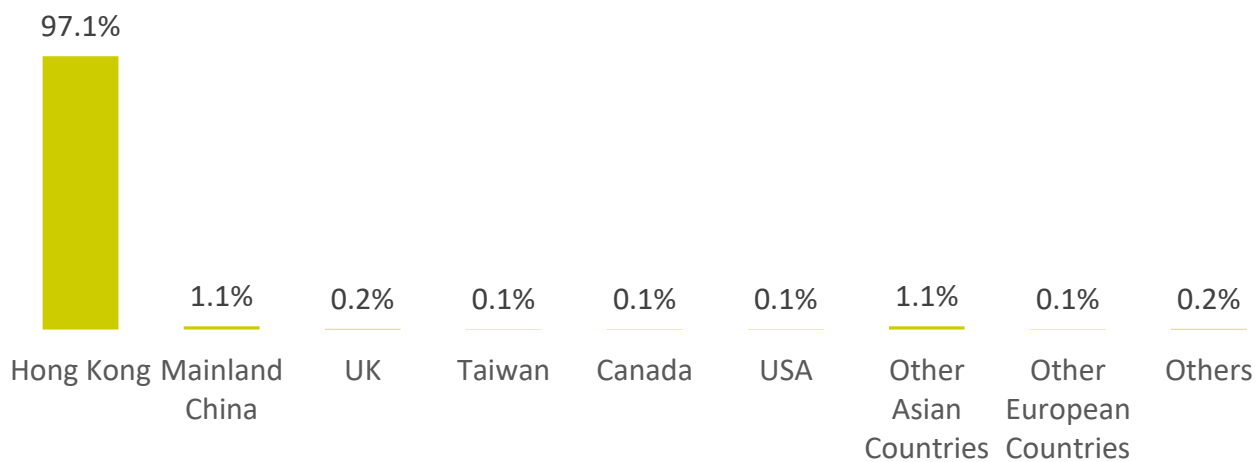
Graduates with job change decreased from 9.9% in 2021 to 8.1% this year (-1.8 pp).



Destination for Employment & Further Studies

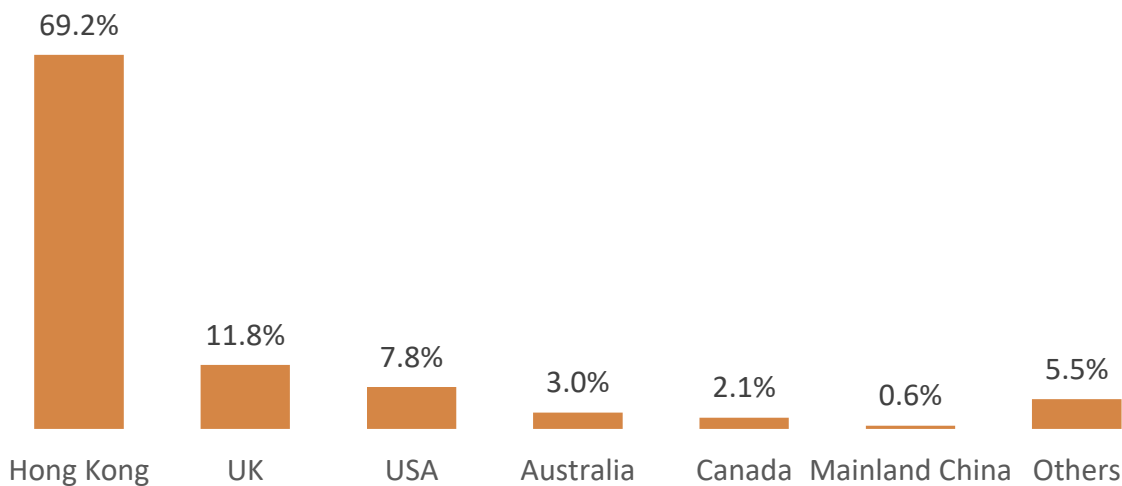
Employment Destination

The majority of graduates (97.1%) were employed in Hong Kong.



Further Studies Destination

A decreased proportion of graduates stayed in Hong Kong for further studies, down from 74.5% in 2021 to 69.2% (-5.3 pp).

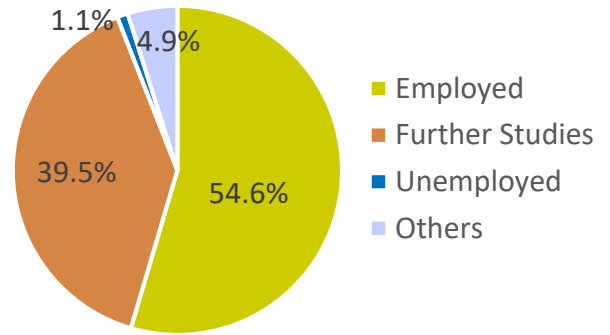


Non-local Graduates

Employment Situation

Non-local graduates being employed declined from 56.0% in 2021 to **54.6%** this year (-1.4 pp).

Those who continued with their studies went up from 35.2% in 2021 to **39.5%** (+4.3 pp).



Employment Destination

Large proportion of non-local graduates (**76.4%**) were employed in Hong Kong, up from 70.0% in 2021 (+6.4 pp).

Further Studies Destination

Non-local graduates who stayed in Hong Kong for further studies declined from 56.0% in 2021 to **54.6%** this year (-1.4 pp).

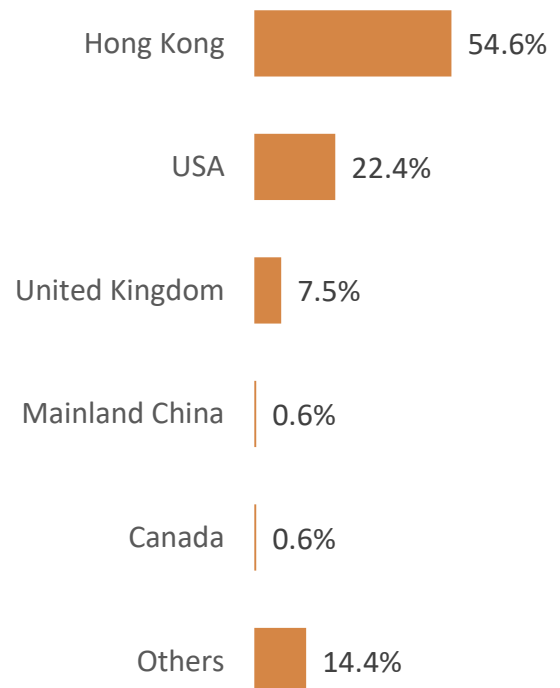



Table 1: Employment Situation of Bachelor's Degree Graduates

<i>Employment Situation</i>	<i>2022</i>	<i>2021</i>	<i>Difference (percentage point)</i>
Employed	74.3%	73.1%	+1.2
Further Studies	22.1%	21.4%	+0.7
Unemployed	0.9%	1.0%	-0.1
Others [^]	2.7%	4.5%	-1.8

[^] Others included those returning to home countries or not seeking employment in Hong Kong

Table 2: Employment Sector of Bachelor's Degree Graduates

<i>Employment Sector</i>	<i>2022</i>	<i>2021</i>	<i>Difference (percentage point)</i>
Civil Service	12.5%	12.0%	+0.5
Education	15.7%	13.5%	+2.2
Community, Social & Personal Services	21.3%	22.0%	-0.7
Commerce & Industry	50.5%	52.5%	-2.0

Table 3: Monthly Gross Income of Bachelor's Degree Graduates

<i>Monthly Income</i>	<i>2022</i>	<i>2021</i>	<i>Difference</i>
Average	HK\$30,919	HK\$28,921	+6.9%
Average (excluding MBBS and BDS)	HK\$27,081	HK\$25,231	+7.3%
Median	HK\$25,000	HK\$22,750	+9.9%
Median (excluding MBBS and BDS)	HK\$23,010	HK\$21,667	+6.2%



Table 4: Average Monthly Gross Income of Bachelor's Degree Graduates by Employment Sector

<i>Employment Sector</i>	<i>2022</i>	<i>2021</i>	<i>Difference</i>
Civil Service	HK\$39,547	HK\$39,128	+1.1%
Education	HK\$26,266	HK\$24,574	+6.9%
Community, Social & Personal Services	HK\$38,421	HK\$35,589	+8.0%
Commerce & Industry	HK\$27,265	HK\$24,826	+9.8%

Table 5: Employment Industry in Commerce & Industry Sector with Highest Increase in Average Monthly Gross Income of Bachelor's Degree Graduates

<i>Employment Industry</i>	<i>2022</i>	<i>2021</i>	<i>Difference</i>
Manufacturing	HK\$22,137	HK\$18,055	+22.6%
Electricity, Gas & Water	HK\$25,242	HK\$21,420	+17.8%
Insurance	HK\$25,133	HK\$21,849	+15.0%

Table 6: Distribution of Monthly Gross Income of Bachelor's Degree Graduates

<i>Monthly Income</i>	<i>2022</i>	<i>2021</i>	<i>Difference (percentage point)</i>
Less Than HK\$10,000	0.2%	0.3%	-0.1
HK\$10,000 to HK\$14,999	2.3%	5.2%	-2.9
HK\$15,000 to HK\$19,999	20.4%	29.3%	-8.9
HK\$20,000 to HK\$24,999	27.0%	23.6%	+3.4
HK\$25,000 to HK\$29,999	9.5%	6.1%	+3.4
HK\$30,000 or more	40.6%	35.5%	+5.1



Table 7: Time Taken to Receive First Job Offer for Bachelor's Degree Graduates

<i>Time to Receive First Job Offer</i>	<i>2022</i>	<i>2021</i>	<i>Difference (percentage point)</i>
Before end of May	36.8%	39.9%	-3.1
Before end of June	52.7%	57.7%	-5.0
Before end of July	66.3%	72.5%	-6.2
Before end of August	76.0%	82.0%	-6.0
Before end of September	84.3%	87.5%	-3.2
Before end of October	89.0%	91.2%	-2.2
Before end of November	94.0%	94.2%	-0.2
Before end of December	97.1%	96.6%	+0.5
Before end of January 2023	98.6%	98.5%	+0.1
Before end of February 2023	100.0%	100.0%	-

Table 8: Job Satisfaction of Bachelor's Degree Graduates

<i>Job Satisfaction</i>	<i>2022</i>	<i>2021</i>	<i>Difference (percentage point)</i>
Very satisfied	24.3%	28.8%	-4.5
Satisfied	56.4%	52.5%	+3.9
Average	16.9%	15.8%	+1.1
Not satisfied	2.4%	3.0%	-0.6

Table 9: Job Change of Bachelor's Degree Graduates

<i>Job Change</i>	<i>2022</i>	<i>2021</i>	<i>Difference (percentage point)</i>
Changed job since graduation	8.1%	9.9%	-1.8
No job change since graduation	91.9%	90.1%	+1.8



Table 10: Employment Destination of Bachelor's Degree Graduates

<i>Employment Destination</i>	<i>2022</i>	<i>2021</i>	<i>Difference (percentage point)</i>
Hong Kong	97.1%	95.4%	+1.7
Mainland China	1.1%	2.0%	-0.9
United Kingdom	0.2%	0.1%	+0.1
Taiwan	0.1%	0.2%	-0.1
Canada	0.1%	0.1%	-
USA	0.1%	0.1%	-
Other Asian Countries	1.1%	1.9%	-0.8
Other European Countries	0.1%	0.2%	-0.1
Others	0.2%	0.1%	+0.1

Table 11: Further Studies Destination of Bachelor's Degree Graduates

<i>Further Studies Destination</i>	<i>2022</i>	<i>2021</i>	<i>Difference (percentage point)</i>
Hong Kong	69.2%	74.5%	-5.3
United Kingdom	11.8%	7.2%	+4.6
USA	7.8%	6.1%	+1.7
Australia	3.0%	2.5%	+0.5
Canada	2.1%	1.6%	+0.5
Mainland China	0.6%	0.7%	-0.1
Others	5.5%	7.3%	-1.8



Table 12: Employment Situation of Non-Local Bachelor's Degree Graduates

<i>Employment Situation</i>	<i>2022</i>	<i>2021</i>	<i>Difference (percentage point)</i>
Employed	54.6%	56.0%	-1.4
Further Studies	39.5%	35.2%	+4.3
Unemployed	1.1%	0.2%	+0.9
Others	4.8%	8.6%	-3.8

Table 13: Employment Destination of Non-Local Bachelor's Degree Graduates

<i>Employment Destination</i>	<i>2022</i>	<i>2021</i>	<i>Difference (percentage point)</i>
Hong Kong	76.4%	70.0%	+6.4
Mainland China	9.7%	11.7%	-2.0
Taiwan	0.6%	1.3%	-0.7
United Kingdom	0.6%	-	+0.6
USA	0.6%	0.4%	+0.2
Other Asian Countries	10.3%	14.8%	-4.5
Other European Countries	0.6%	1.3%	-0.7
Others	1.2%	0.4%	+0.8

Table 14: Further Studies Destination of Non-Local Bachelor's Degree Graduates

<i>Further Studies Destination</i>	<i>2022</i>	<i>2021</i>	<i>Difference (percentage point)</i>
Hong Kong	54.6%	56.0%	-1.4
USA	22.4%	17.9%	+4.5
United Kingdom	7.5%	7.1%	+0.4
Mainland China	0.6%	0.6%	-
Canada	0.6%	0.6%	-
Others	14.4%	17.9%	-3.5



**This report is prepared by
Careers and Placement Section
Centre of Development and Resources for Students**

The University of Hong Kong



<https://cedars.hku.hk/ges>



ges@cedars.hku.hk



(852) 3917 2317

No part of this report may be reproduced, in any form or by whatever means, without written permission from the Centre of Development and Resources for Students (CEDARS), The University of Hong Kong.

